


Introductory sub-table (I)(a)

Name of the Company:		JAY BHARAT MARUTI LIMITED	
Scrip Code, Name of the scrip, class of security:		520066/JAYBARMARU/EQUITY	
Quarter ended:		31st December 2014	
Partly paid-up shares:-		As a % of total no. of partly paid-up shares	As a % of total no. of shares of the company
	Held by promoter/promoter group	0	0
	Held by public	0	0
	Total - D	0	0
Outstanding convertible securities:- No. of outstanding securities		As a % of total no. of outstanding convertible securities	As a % of total no. of shares of the company, assuming full conversion of the convertible securities
Held by promoter/promoter group	0	0	0
Held by public	0	0	0
Total - E	0	0	0
Warrants:-		As a % of total no. of warrants	As a % of total no. of shares of the company, assuming full conversion of warrants
	Held by promoter/promoter group	0	0
	Held by public	0	0
	Total - F	0	0
Total paid-up capital of the company, assuming full conversion of warrants and convertible securities		21650000	100

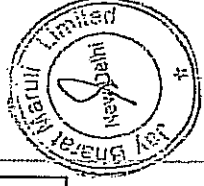


Statement Showing Shareholding Pattern


Category code	Category of Shareholder	Table (I)(a)					Total shareholding as a percentage of total number of shares			Shares Pledged or otherwise encumbered	
		Number of Shareholders (II)	Total number of shares (IV)	Number of shares held in dematerialized form (V)	As a percentage of (A+B) ¹		Number of shares (VIII)	As a percentage of (A+B+C) (VII)	As a percentage of (IX)=(VIII)/(IV)*100		
					(VI)	(VII)			(IX)	(X)	
(I)	(II)	(III)	(IV)	(V)	(VI)	(VII)	(VIII)	(IX)	(X)		
(A)	Shareholding of Promoter and Promoter Group ²										
1	Indiann										
(a)	Individuals/ Hindu Undivided Family	9	3162950	3162950	14.61	14.61	0	0.00	0.00		
(b)	Central Government/ State Government(s)	0	0	0	0.00	0.00	0	0.00	0.00		
(c)	Bodies Corporate	5	9516350	9516350	43.96	43.96	0	0.00	0.00		
(d)	Financial Institutions/ Banks	0	0	0	0.00	0.00	0	0.00	0.00		
(e)	Any Others(Specify)	0	0	0	0.00	0.00	0	0.00	0.00		
(e-i)					0.00	0.00	0	0.00	0.00		
(e-ii)					0.00	0.00	0	0.00	0.00		
	Sub Total(A)(I)	14	12679300	12679300	58.56	58.56	0	0.00	0.00		
2	Foreign										
a	Individuals (Non-Residents Individuals/ Foreign Individuals)	0	0	0	0.00	0.00	0	0.00	0.00		
b	Bodies Corporate	0	0	0	0.00	0.00	0	0.00	0.00		
c	Institutions	0	0	0	0.00	0.00	0	0.00	0.00		
d	Any Others(Specify)	0	0	0	0.00	0.00	0	0.00	0.00		
d-i		0	0	0	0.00	0.00	0	0.00	0.00		




d-ii		0	0	0	0	0.00	0	0.00	0	0.00
	Sub Total(A)(2)	0	0	0	0	0.00	0	0.00	0	0.00
	Total Shareholding of Promoter and Promoter Group (A) = (A)(1)+(A)(2)	14	12679300	12679300	12679300	58.56	0	58.56	0	0.00
(B)	Public shareholding									
1	Institutions									
(a)	Mutual Funds/ UTI	6	7400	4000	4000	0.03	0	0.03	0	0.00
(b)	Financial Institutions / Banks	1	1200	0	0	0.01	0	0.01	0	0.00
(c)	Central Government/ State Government(s)									
(d)	Venture Capital Funds	1	400	400	400	0.00	0	0.00	0	0.00
(e)	Insurance Companies	0	0	0	0	0.00	0	0.00	0	0.00
(f)	Foreign Institutional Investors	1	1000	0	0	0.00	0	0.00	0	0.00
(g)	Foreign Venture Capital Investors	4	7255	5255	5255	0.03	0	0.03	0	0.00
(h)	Any Other (specify)	0	0	0	0	0.00	0	0.00	0	0.00
(h-i)		0	0	0	0	0.00	0	0.00	0	0.00
(h-ii)										
	Sub-Total (B)(1)	13	17255	9655	9655	0.08	0	0.08	0	0.00
B 2	Non-institutions									
(a)	Bodies Corporate	284	4493151	3824747	3824747	20.75	0	20.75	0	0.00
(b)	Individuals									
	Individuals -i, Individual shareholders holding nominal share capital up to Rs 1 lakh	10532	2750800	2294763	2294763	12.71	0	12.71	0	0.00
ii	Individual shareholders holding nominal share capital in excess of Rs. 1 lakh.	14	1488953	1400153	1400153	6.88	0	6.88	0	0.00



(c)	NRI/OCBs	196	220541	129141	1.02	1.02	0	0.00
(c-i)					0.00	0.00	0	0.00
(c-ii)					0.00	0.00	0	0.00
	Sub-Total (B)(2)	11026	8953445	7648804	41.36	41.36	0	0.00
(B)	Total Public Shareholding (B)= (B)(1)+(B)(2)	11039	8970700	7658459	41.44	41.44	0	0.00
	TOTAL (A)+(B)	11053	21650000	20337759	100.00	100.00	0	0.00
(C)	Shares held by Custodians and against which Depository Receipts have been issued							
1	Promoter and Promoter Group	0	0	0		0.00	0	0.00
2	Public	0	0	0		0.00	0	0
	Sub-Total (C)	0	0	0		0	0	0
	GRAND TOTAL (A)+(B)+(C)	11053	21650000	20337759	100.00	100.00	0	0.00



Sr.No	Notes
1	
2	
3	
4	
5	
6	
7	
8	
9	

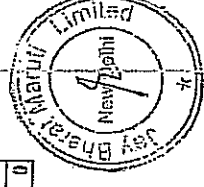


NOTED

(1)(b) Statement showing holding of securities (including shares, warrants, convertible securities) of persons belonging to the category "Promoter and Promoter Group"

Sr. No.	Name of the shareholder	Details of Shares held		Encumbered shares (*)		Details of warrants		Details of convertible securities		Total shares (including underlying full conversion of warrants and convertible securities) as a % of diluted share capital
		Number of shares held	As a % of grand total (A) + (B) + (C)	No.	As a percentage	Number of warrants held	As a % of total number of warrants of the same class	Number of convertible securities held	As a % of total number of convertible securities of the same class	
(i)	(ii)	(iii)	(iv)	(v)	(vi) = (v)/(iii)*100	(vii)	(viii)	(ix)	(x)	(xi)
1	Morari Suzuki India Ltd.	6340000	29.28	0	0.00	0	0	0	0	0
2	ANS Holding Private Ltd.	2029000	9.37	0	0.00	0	0	0	0	0
3	Sunjoy Singhal	1900400	8.78	0	0.00	0	0	0	0	0
4	JBM Industries Ltd.	616000	2.85	0	0.00	0	0	0	0	0
5	Sunjoy Singhal (HUF)	500000	2.31	0	0.00	0	0	0	0	0
6	Shrey Singhal	445600	2.06	0	0.00	0	0	0	0	0
7	Ram Richipal Agarwal	157200	0.73	0	0.00	0	0	0	0	0
8	Supur Auto Industries (P) Ltd.	324000	1.50	0	0.00	0	0	0	0	0
9	A to Z Securities Ltd.	207350	0.96	0	0.00	0	0	0	0	0
10	Neelem Arya	106800	0.49	0	0.00	0	0	0	0	0
11	Surendra Kumar Arya	7300	0.03	0	0.00	0	0	0	0	0
12	Surendra Kumar Arya (HUF)	28800	0.13	0	0.00	0	0	0	0	0
13	Vishudha Devi Arya	12950	0.06	0	0.00	0	0	0	0	0
14	Nishant Arya	4000	0.02	0	0.00	0	0	0	0	0
	TOTAL	12679300	58.56	0	0.00	0	0	0	0	0


(*) The term "encumbrance" has the same meaning as assigned to it in regulation 28(3) of the SAFT Regulations, 2011



(III) (a) Statement showing the voting pattern of shareholders, if more than one class of shares/securities is issued by the issuer.
 (Give description of voting rights for each class of security.)

Class X:
 Class Y:
 Class Z:)

Category code	Category of shareholder	Number of Voting Rights held in each class of securities			Total Voting Rights (III+IV+V)	Total Voting Rights i.e. (VII)	
		Class X	Class Y	Class Z		As a percentage of (A+B)	As a percentage of (A+B+C)
(I)	(II)		(IV)	(V)	(VI)	(VII)	(VIII)
(A)	Promoter and Promoter-Group						
(1)	Indian						



(a)	Individuals/ Undivided Family									
(b)	Central Government/ State Government(s)									
(c)	Bodies Corporate									
(d)	Financial Institutions/ Banks									
(e)	Any Other (specify)									
	Sub-Total (A)(1)									
(2)	Foreign									
(a)	Individuals (Non- Resident Individuals/ Foreign Individuals)									
(b)	Bodies Corporate									
(c)	Institutions									
(d)	Any Other (specify)									
	Sub-Total (A)(2)									
	Total Shareholding of Promoter and Promoter Group (A) = (A)(1)+(A)(2)									
(B)	Public shareholding									
(1)	Institutions									
(a)	Mutual Funds/UTI									
(b)	Financial Institutions/ Banks									
(c)	Central Government/ State Government(s)									



(d)	Venture Capital Funds									
(e)	Insurance Companies									
(f)	Foreign Institutional Investors									
(g)	Foreign Venture Capital Investors									
(h)	Any Other (specify)									
(2)	Sub-Total (B)(1)									
(a)	Non-institutions									
(b)	Bodies Corporate									
(b)	Individuals -									
	iii. Individual shareholders holding nominal share capital up to Rs. 1 lakh.									
	iv. Individual shareholders holding nominal share capital in excess of Rs. 1 lakh.									
(c)	Any Other (specify)									
	Sub-Total (B)(2)									
	Total Public Shareholding (B) = (B)(1)+(B)(2)									
	TOTAL (A)+(B)									



(C)	Shares held by Custodians against Depository Receipts have been issued								
	GRAND TOTAL								
	(A)+(B)+(C)								

