


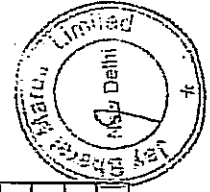
Introductory sub-table (I)(a)


Name of the Company:				JAY BHARAT MARUTI LIMITED			
Scrip Code, Name of the scrip, class of security:				520066/JAYBARMARU/EQUITY			
Quarter ended:				30th June 2015			
Partly paid-up shares:-		No. of partly paid-up shares	As a % of total no. of partly paid-up shares	As a % of total no. of shares of the company			
Held by promoter/promoter group		0	0	0		0	
Held by public		0	0	0		0	
Total - D		0	0	0		0	
Outstanding convertible securities:- No. of outstanding securities				As a % of total no. of shares of the company, assuming full conversion of the convertible securities			
Held by promoter/promoter group		0	0	0		0	
Held by public		0	0	0		0	
Total - E		0	0	0		0	
Warrants:-		No. of warrants	As a % of total no. of warrants	As a % of total no. of shares of the company, assuming full conversion of warrants			
Held by promoter/promoter group		0	0	0		0	
Held by public		0	0	0		0	
Total - F		0	0	0		0	
Total paid-up capital of the company, assuming full conversion of warrants and convertible securities				21650000			
				100			



**Statement Showing Shareholding Pattern**


Category code	Category of Shareholder	Number of Shareholders	Table (D)(a)			Total shareholding as a percentage of total number of shares		Shares Pledged or otherwise encumbered	
			Total number of shares	Number of shares held in dematerialized form	As a percentage of (A+B) <sup>1</sup>	As a percentage of (A+B+C)	Number of shares	As a percentage	
(i)	(ii)	(iii)	(iv)	(v)	(vi)	(vii)	(viii)	(ix) = (viii)/(iv)*100	
(A)	Shareholding of Promoter and Promoter Group <sup>2</sup>								
1	Indian								
(a)	Individuals/ Hindu Undivided Family								
(b)	Central Government/ State Government(s)	9	3162950	3162950	14.61	14.61	0	0.00	
(c)	Bodies Corporate	0	0	0	0.00	0.00	0	0.00	
(d)	Financial Institutions/ Banks	5	9516350	9516350	43.96	43.96	0	0.00	
(e)	Any Others(Specify)	0	0	0	0.00	0.00	0	0.00	
(e-i)		0	0	0	0.00	0.00	0	0.00	
(e-ii)					0.00	0.00	0	0.00	
					0.00	0.00	0	0.00	
	<b>Sub Total(A)(1)</b>	<b>14</b>	<b>12679300</b>	<b>12679300</b>	<b>58.56</b>	<b>58.56</b>	<b>0</b>	<b>0.00</b>	
2	Foreign								
a	Individuals (Non-Residents Individuals/ Foreign Individuals)								
b	Bodies Corporate	0	0	0	0.00	0.00	0	0.00	
c	Institutions	0	0	0	0.00	0.00	0	0.00	
d	Any Others(Specify)	0	0	0	0.00	0.00	0	0.00	
d-i		0	0	0	0.00	0.00	0	0.00	





d-ii		0	0	0	0	0.00	0.00	0	0.00
	Sub Total(A)(2)	0	0	0	0	0.00	0.00	0	0.00
	Total Shareholding of Promoter and Promoter Group (A) = (A)(I)+(A)(2)	14	12679300	12679300	58.56	58.56	58.56	0	0.00
(B)	Public shareholding								
I	Institutions								
(a)	Mutual Funds/UTI	7	9201	5801	0.04	0.04	0.04	0	0.00
(b)	Financial Institutions / Banks	2	4200	3000	0.02	0.02	0.02	0	0.00
(c)	Central Government/ State Government(s)	1	400	400	0.00	0.00	0.00	0	0.00
(d)	Venture Capital Funds	0	0	0	0.00	0.00	0.00	0	0.00
(e)	Insurance Companies	1	1000	0	0.00	0.00	0.00	0	0.00
(f)	Foreign Institutional Investors	3	2129	129	0.01	0.01	0.01	0	0.00
(g)	Foreign Venture Capital Investors	0	0	0	0.00	0.00	0.00	0	0.00
(h)	Any Other (specify)	0	0	0	0.00	0.00	0.00	0	0.00
(h-i)					0.00	0.00	0.00	0	0.00
(h-ii)					0.00	0.00	0.00	0	0.00
	Sub-Total (B)(1)	14	16930	9330	0.08	0.08	0.08	0	0.00
B 2	Non-institutions								
(a)	Bodies Corporate	248	4410165	3741761	20.37	20.37	20.37	0	0.00
(b)	Individuals				0.00	0.00	0.00	0	0.00
I	Individuals -i. Individual shareholders holding nominal share capital up to Rs 1 lakh	10867	2768692	2317420	12.79	12.79	12.79	0	0.00
II	Individual shareholders holding nominal share capital in excess of Rs. 1 lakh.	15	1529858	1441058	7.07	7.07	7.07	0	0.00

(c)	NRI/OCBs	227	245055	153655	1.13	1.13	0	0.00
(c-i)					0.00	0.00	0	0.00
(c-ii)					0.00	0.00	0	0.00
	Sub-Total (B)(2)	11357	8953770	7653894	41.36	41.36	0	0.00
(B)	Total Public Shareholding (B)= (B)(1)+(B)(2)	11371	8970700	7663224	41.44	41.44	0	0.00
	TOTAL (A)+(B)	11385	21650000	20342524	100.00	100.00	0	0.00
(C)	Shares held by Custodians and against which Depository Receipts have been issued							
1	Promoter and Promoter Group	0	0	0	0.00	0.00	0	0.00
2	Public	0	0	0	0.00	0.00	0	0.00
	Sub-Total (C)	0	0	0	0	0	0	0.00
	GRAND TOTAL (A)+(B)+(C)	11385	21650000	20342524	100.00	100.00	0	0.00




Sr.No	Notes
1	
2	
3	
4	<p style="text-align: center;">R K</p>
5	
6	
7	
8	
9	



(1)(b) Statement showing holding of securities (including shares, warrants, convertible securities) of persons belonging to the category "Promoter and Promoter Group"

Sr. No.	Name of the shareholder	Details of Shares held		Encumbered shares (*)		Details of warrants		Details of convertible securities		Total shares (including underlying shares assuming full conversion of warrants and convertible securities) as a % of diluted share capital	
		Number of shares held	As a % of grand total (A)+(B)+(C)	No.	As a percentage of sub-clause (D)(a)	As a % of grand total (A)+(B)+(C)	Number of warrants held	As a % of total number of warrants of the same class	Number of convertible securities held		As a % of total number of convertible securities of the same class
	(i)	(ii)	(iv)	(v)	(vi) = (v)/(ii)*100	(vii)	(viii)	(ix)	(x)	(xi)	(xii)
1	Manuti Suzuki India Ltd.	6340000	29.28	0	0.00	0.00	0	0	0	0	0
2	ANS Holding Private Ltd.	2029000	9.37	0	0.00	0.00	0	0	0	0	0
3	Sanjay Singhal	1900400	8.78	0	0.00	0.00	0	0	0	0	0
4	JBM Industries Ltd.	616000	2.85	0	0.00	0.00	0	0	0	0	0
5	Sanjay Singhal (HUF)	500000	2.31	0	0.00	0.00	0	0	0	0	0
6	Shrey Singhal	445600	2.06	0	0.00	0.00	0	0	0	0	0
7	Ram Richhpal Agarwal	157200	0.73	0	0.00	0.00	0	0	0	0	0
8	Super Auto Industries (P) Ltd.	324000	1.50	0	0.00	0.00	0	0	0	0	0
9	A to Z Securities Ltd.	207350	0.96	0	0.00	0.00	0	0	0	0	0
10	Neelam Arya	106800	0.49	0	0.00	0.00	0	0	0	0	0
11	Surendra Kumar Arya	7200	0.03	0	0.00	0.00	0	0	0	0	0
12	Surendra Kumar Arya (HUF)	28800	0.13	0	0.00	0.00	0	0	0	0	0
13	Vishudha Devi Arya	12950	0.06	0	0.00	0.00	0	0	0	0	0
14	Nishant Arya	4000	0.02	0	0.00	0.00	0	0	0	0	0
	<b>TOTAL</b>	<b>12679300</b>	<b>58.56</b>	<b>0</b>	<b>0.00</b>	<b>0.00</b>	<b>0</b>	<b>0</b>	<b>0</b>	<b>0</b>	<b>0</b>

(\*) The term "encumbrance" has the same meaning as assigned to it in regulation 24(3) of the SAST Regulations, 2011











**(II)(a) Statement showing details of Depository Receipts (DRs)**

Sr. No.	Type of outstanding DR (ADRs, GDRs, SDRs, etc.)	Number of outstanding DRs	Number of shares underlying outstanding DRs	Shares underlying outstanding DRs as a percentage of total number of shares {i.e., Grand Total (A)+(B)+(C) indicated in Statement at para (I)(a) above}
1				
2				0.00
3				0.00
4				0.00
5				0.00
6				0.00
7				0.00
8				0.00
9				0.00
				0.00
				0.00
				0.00
				0.00
				0.00
<b>TOTAL</b>		<b>0</b>	<b>0</b>	<b>0.00</b>





(11.1) (iv) Statement showing the voting rights of shareholders, if more than one class of shares/securities is issued by the issuer.

(Give description of voting rights for each class of security.

Class X:


Class Y:

Class Z: )

Category code	Category of shareholder	Number of Voting Rights held in each class of securities			Total Voting Rights (III+IV+V)	Total Voting Rights i.e. (VI)	
		Class X	Class Y	Class Z		As a percentage of (A+B)	As a percentage of (A+B+C)
(I) (A)	(II) Promoter and Promoter-Group	(III)	(IV)	(V)	(VI)	(VII)	(VIII)
(1)	Indian						







(d)	Venture Capital Funds								
(e)	Insurance Companies								
(f)	Foreign Institutional Investors								
(g)	Foreign Venture Capital Investors								
(h)	Any Other (specify)								
	<b>Sub-Total (B)(1)</b>								
(2)	<b>Non-institutions</b>								
(a)	Bodies Corporate								
(b)	Individuals -								
	iii. Individual shareholders holding nominal share capital up to Rs. 1 lakh.								
	iv. Individual shareholders holding nominal share capital in excess of Rs. 1 lakh.								
(c)	Any Other (specify)								
	<b>Sub-Total (B)(2)</b>								
	<b>Total Public Shareholding (B) = (B)(1)+(B)(2)</b>								
	<b>TOTAL (A)+(B)</b>								

(C)	Shares held by Custodians and against which Depository Receipts have been issued							
	<b>GRAND TOTAL</b> (A)+(B)+(C)							

